

Submitted Model No.: \_\_\_\_\_

Specific Features: \_\_\_\_\_

# DELTA<sup>®</sup>

## KITCHEN FAUCETS

- Two Handle
- Victorian™ Series
- LHP-Less Handle Program
- Widespread
- 3 and 4 Hole Sink Applications
- 6" to 16" Centers
- Quick Snap® Hose and Handle Base Installation

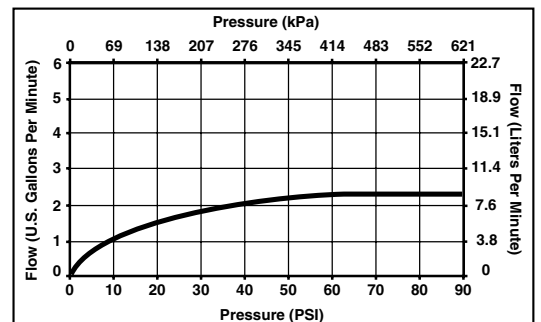
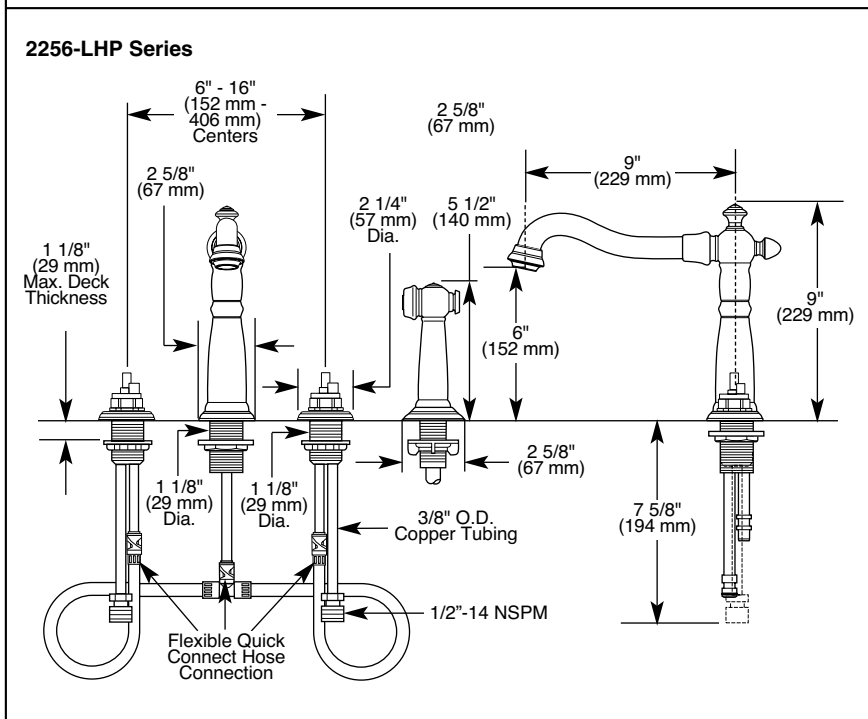
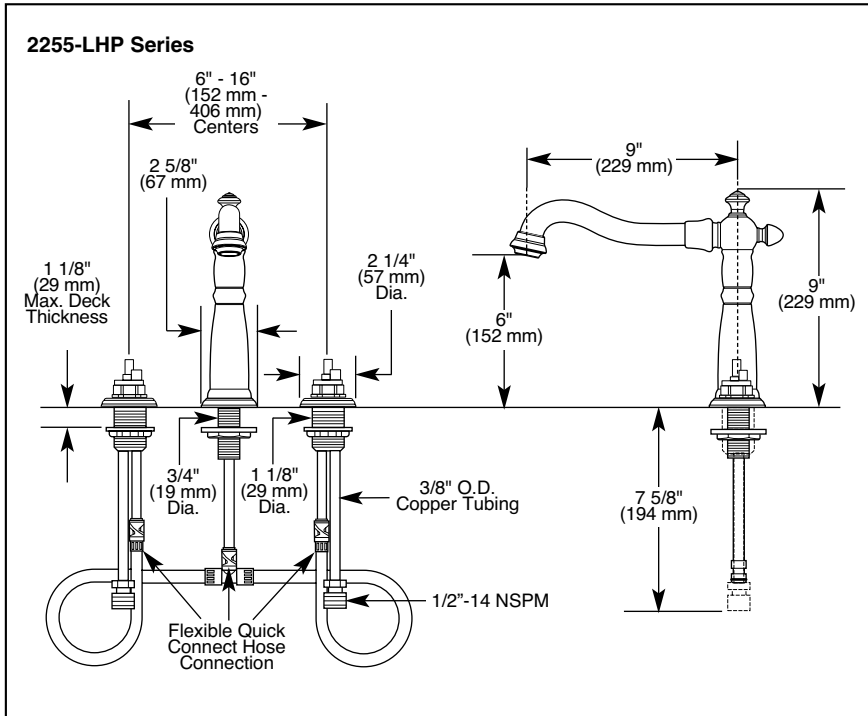


### COMPLIES WITH:

- NSF 61
- ASME A112.18.1
- CSA B125
- Indicates ADA compliance to ICC/ANSI A117.1
- IAPMO Listed
- CSA Certified

### STANDARD SPECIFICATIONS:

- Two handle kitchen deck faucets for exposed mounting on three and four hole sinks.
- Solid brass fabricated end valve and spout bodies.
- Widespread - 6" (152 mm) to 16" (406 mm) centers.
- 9" (229 mm) long, 9" (229 mm) overall height, 6" (152 mm) outlet height, spout swings 360°.
- Hot and cold stems are interchangeable.
- LHP - Less Handle Program. See handle kit options on back.
- 1/4 turn stops.
- Control mechanism shall be of the rotating cylinder type with stainless steel plate and 180° rotation, with replaceable non-metallic seats operating in stainless steel lined sockets.
- 3/8" O.D. copper supply tubes with 1/2"-14 NPSM adapters.
- Models 2256-LHP Series with spray attachment have anti-siphon device as integral part of valve body.
- Quick Snap® hose and handle base installation.
- Standard mounting deck thickness 1 1/8" can be extended 1" with RP37775 thick tile mounting kit.

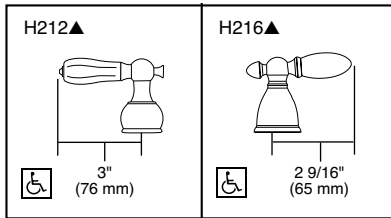


Delta reserves the right (1) to make changes in specifications and materials, and (2) to change or discontinue models, both without notice or obligation. Dimensions are for reference only.

Standard Features	2255-LHP	2255-CBLHP	2255-RBLHP	2255-SSLHP	2256-LHP	2256-CBLHP	2256-RBLHP	2256-SSLHP
Washerless	◆	◆	◆	◆	◆	◆	◆	◆
Three Hole Installation	◆	◆	◆	◆				
Four Hole Installation					◆	◆	◆	◆
Widespread - 6" (152 mm) to 16" (406 mm) Centers	◆	◆	◆	◆	◆	◆	◆	◆
9" (229 mm) Long, 9" (229 mm) Overall Height, 6" (152 mm) Outlet Height, Spout Swings 360°	◆	◆	◆	◆	◆	◆	◆	◆
Less Handle Program See Handle Kit Options*	◆	◆	◆	◆	◆	◆	◆	◆
45" (1143 mm) Hose & Spray Assembly					◆	◆	◆	◆
Sprayhead matches Finish					◆	◆	◆	◆
3/8" O.D. Copper Supply Tubes with 1/2"-14 NPSM Adapters	◆	◆	◆	◆	◆	◆	◆	◆
Chrome Finish	◆				◆			
Chrome and <i>Brilliance</i> ® Polished Brass Finish		◆				◆		
<i>Brilliance</i> ® Stainless Finish				◆				◆
Venetian Bronze™ Finish			◆				◆	

**\*Available LHP Handle Options**

**▲Specify Finish**



Indianapolis, Indiana 46280  
A Division of Masco Corporation of Indiana  
© 2001, Masco Corporation of Indiana